

FN2010A-30-08

SAP Code: 800787



- Chassis mount
- 30 A EMC filter with screw terminals
- General
- 1 Phase

Buy article now



Family Technical Specifications

Rated voltage*	250 VAC, 50/60 Hz 250 VDC
Operating frequency	DC to 400 Hz
Flammability corresponding to	Laces for -07 version: UL 94 VW-1 Terminal plastic for -06/-08 version: UL 94 V-0 Grommet for -07 version: UL 94 V-0
Overvoltage category	II acc. IEC 60664-1
Pollution degree	2 acc. IEC 60664-1
Altitude	2000m (above derating applies)**
Rated currents	30
High potential test voltage	P → N 1100 VDC for 2 sec P → PE 2000 VAC for 2 sec (equiv. cap <88 nF) P → PE 2550 VDC for 2 sec (equiv. cap >88 nF) P → PE 2500 VAC for 2 sec (B types)
Temperature range (operation and storage)	-25 °C to +100 °C (25/100/21)**
Certified to	UL 1283, CSA 22.2 No. 8 1986, IEC/EN 60939 (applies to AC and DC applications)

* maximum RMS operating voltage at rated frequency or the maximum DC operating voltage ** for dedicated requests exceeding this specification (e.g. -40 °C or higher altitude) please contact your local Schaffner sales office

Approvals & Compliances



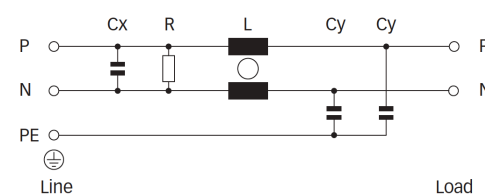
Features and Benefits

- FN 2010 filters are designed for easy and fast chassis mounting
- FN 2010 B versions without capacitors to earth comply to 1MOP for ME (medical equipment) acc. IEC 60601-1
- FN 2010 A versions with low capacitance to earth for safety critical applications with necessity for low leakage currents
- FN 2010 filters are also available as enhanced performance and DC optimized versions. With higher attenuation in very compact housing (M, N1,N types)
- All filters provide a general purpose conducted attenuation performance, based on chokes with high saturation resistance and excellent thermal behavior
- FN 2010 filters can be used to cover a broad range of usage and they offer a good size/amperage ratio
- Various terminal options allow you to select the desired connection style

Typical Applications

- Electrical and electronic equipment
- Consumer goods
- Household equipment
- Medical equipment
- Office automation equipment
- Datacom equipment

Typical electrical schematic



General Specification

Voltage AC	250 (Volt)
Nominal Frequency	50
Rated Current @ambient	30
Ambient temperature [°C]	40

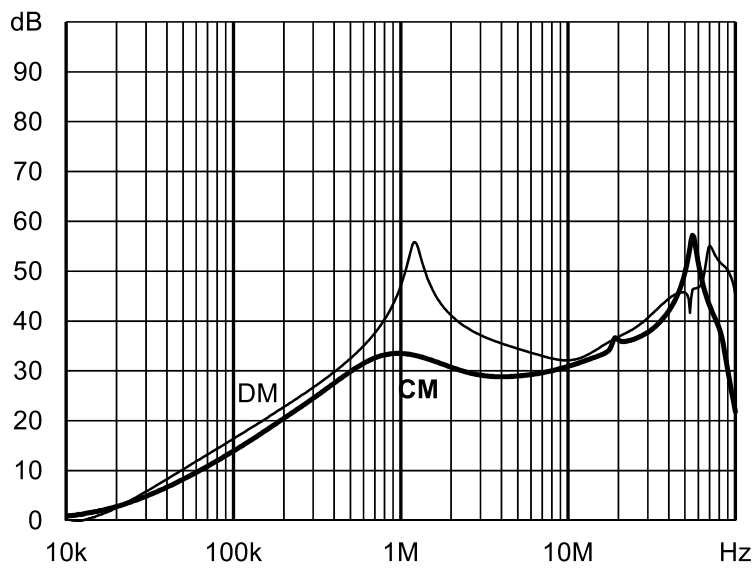
Electric Specification

Leakage current (IEC60939) [mA]	0.07
Leakage current (Schaffner) [mA]	0.14
Input terminal	08 - M4 screw terminal
Output terminal	08 - M4 screw terminal
Resistance	1000 (Kilohm)

Attenuation Specification

DM attenuation @ 150kHz [dB]	10 (Decibels)
Inductance L1 [μH]	0.7 (Millihenry)
Capacitance Cx1 [μF]	0.47 (Microfarad)
Capacitance Cy1 [nF]	0.47 (Nanofarad)

Attenuation graph

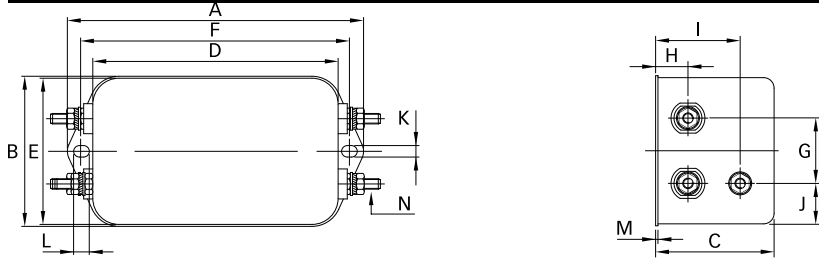


Mechanic Specification

Length [mm]	94
Width [mm]	56
Height [mm]	45
Volume [cm ³]	237 (Cubic Centimeter)
NetWeight [g]	470 (Gram)

Schaffner schemes

Mechanical Data Image



Dimensions

A [mm]	113.5 ±1
B [mm]	57.5 ±1
C [mm]	45.4 ±1
D [mm]	94 ±1
E [mm]	56
F [mm]	103
G [mm]	25
H [mm]	12.4
I [mm]	32.4
J [mm]	15.5
K [mm]	4.4
L [mm]	6
M [mm]	1