

FN2010B-60-24

SAP Code: 810733



- Chassis mount
- 60 A EMC filter with screw terminals
- General
- 1 Phase

Buy article now



Approvals & Compliances



Features and Benefits

- FN 2010 filters are designed for easy and fast chassis mounting
- FN 2010 B versions without capacitors to earth comply to 1MOP for ME (medical equipment) acc. IEC 60601-1
- FN 2010 A versions with low capacitance to earth for safety critical applications with necessity for low leakage currents
- FN 2010 filters are also available as enhanced performance and DC optimized versions. With higher attenuation in very compact housing (M, N1,N types)
- All filters provide a general purpose conducted attenuation performance, based on chokes with high saturation resistance and excellent thermal behavior
- FN 2010 filters can be used to cover a broad range of usage and they offer a good size/ampereage ratio
- Various terminal options allow you to select the desired connection style

Family Technical Specifications

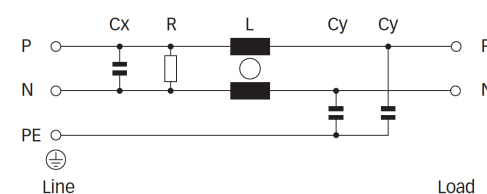
Rated voltage*	250 VAC, 50/60 Hz 250 VDC
Operating frequency	DC to 400 Hz
Flammability corresponding to	Laces for -07 version: UL 94 VW-1 Terminal plastic for -06/-08 version: UL 94 V-0 Grommet for -07 version: UL 94 V-0
Overvoltage category	II acc. IEC 60664-1
Pollution degree	2 acc. IEC 60664-1
Altitude	2000m (above derating applies)**
Rated currents	60
High potential test voltage	P → N 1100 VDC for 2 sec P → PE 2000 VAC for 2 sec (equiv. cap <88 nF) P → PE 2550 VDC for 2 sec (equiv. cap >88 nF) P → PE 2500 VAC for 2 sec (B types)
Temperature range (operation and storage)	-25 °C to +100 °C (25/100/21)**
Certified to	UL 1283, CSA 22.2 No. 8 1986, IEC/EN 60939 (applies to AC and DC applications)

* maximum RMS operating voltage at rated frequency or the maximum DC operating voltage ** for dedicated requests exceeding this specification (e.g. -40 °C or higher altitude) please contact your local Schaffner sales office

Typical Applications

- Electrical and electronic equipment
- Consumer goods
- Household equipment
- Medical equipment
- Office automation equipment
- Datacom equipment

Typical electrical schematic



General Specification

Voltage AC	250 (Volt)
Nominal Frequency	50
Rated Current @ambient	60
Ambient temperature [°C]	40

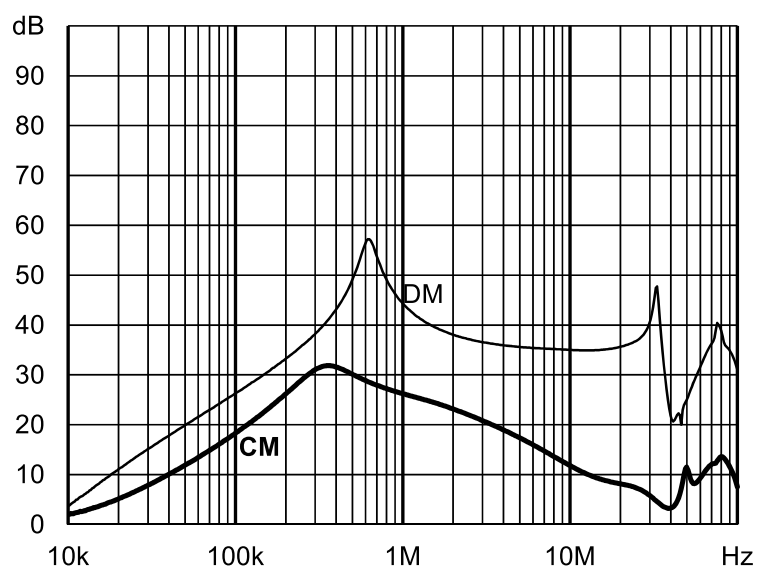
Electric Specification

Input terminal	24 - M6 screw terminal
Output terminal	24 - M6 screw terminal
Resistance	330 (Kilohm)

Attenuation Specification

DM attenuation @ 150kHz [dB]	24 (Decibels)
Inductance L1 [μ H]	1 (Millihenry)
Capacitance Cx1 [μ F]	1.5 (Microfarad)

Attenuation graph

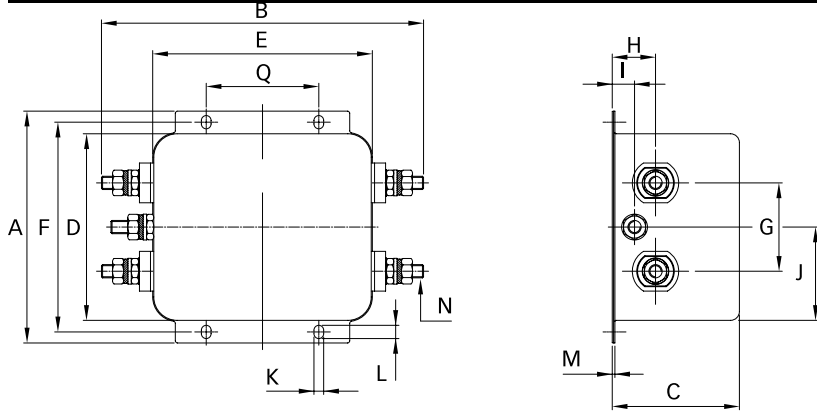


Mechanic Specification

Length [mm]	99.5
Width [mm]	84.5
Height [mm]	57.6
Volume [cm ³]	484 (Cubic Centimeter)
NetWeight [g]	1100 (Gram)

Schaffner schemes

Mechanical Data Image



Dimensions

A [mm]	105 ±1
B [mm]	145.9 ±1
C [mm]	57.6 ±1
D [mm]	84.5 ±1
E [mm]	99.5
F [mm]	95
G [mm]	40
H [mm]	19.6
I [mm]	10.1
J [mm]	42.25
K [mm]	4.4
L [mm]	6
M [mm]	1.2
N [mm]	M6