

# FN2010N-60-24

SAP Code: 817047



- Chassis mount
- 60 A EMC filter with screw terminals
- General
- 1 Phase

Buy article now



## Approvals & Compliances



## Features and Benefits

- FN 2010 filters are designed for easy and fast chassis mounting
- FN 2010 B versions without capacitors to earth comply to 1MOP for ME (medical equipment) acc. IEC 60601-1
- FN 2010 A versions with low capacitance to earth for safety critical applications with necessity for low leakage currents
- FN 2010 filters are also available as enhanced performance and DC optimized versions. With higher attenuation in very compact housing (M, N1,N types)
- All filters provide a general purpose conducted attenuation performance, based on chokes with high saturation resistance and excellent thermal behavior
- FN 2010 filters can be used to cover a broad range of usage and they offer a good size/ampereage ratio
- Various terminal options allow you to select the desired connection style

## Family Technical Specifications

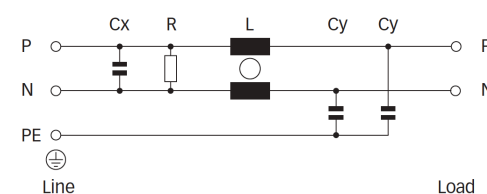
<b>Rated voltage*</b>	250 VAC, 50/60 Hz 250 VDC
<b>Operating frequency</b>	DC to 400 Hz
<b>Flammability corresponding to</b>	Laces for -07 version: UL 94 VW-1 Terminal plastic for -06/-08 version: UL 94 V-0 Grommet for -07 version: UL 94 V-0
<b>Overvoltage category</b>	II acc. IEC 60664-1
<b>Pollution degree</b>	2 acc. IEC 60664-1
<b>Altitude</b>	2000m (above derating applies)**
<b>Rated currents</b>	60
<b>High potential test voltage</b>	P -> N 1100 VDC for 2 sec P -> PE 2000 VAC for 2 sec (equiv. cap <88 nF) P -> PE 2550 VDC for 2 sec (equiv. cap >88 nF) P -> PE 2500 VAC for 2 sec (B types)
<b>Temperature range (operation and storage)</b>	-25 °C to +100 °C (25/100/21)**
<b>Certified to</b>	UL 1283, CSA 22.2 No. 8 1986, IEC/EN 60939 (applies to AC and DC applications)

\* maximum RMS operating voltage at rated frequency or the maximum DC operating voltage \*\* for dedicated requests exceeding this specification (e.g. -40 °C or higher altitude) please contact your local Schaffner sales office

## Typical Applications

- Electrical and electronic equipment
- Consumer goods
- Household equipment
- Medical equipment
- Office automation equipment
- Datacom equipment

## Typical electrical schematic



## General Specification

Voltage AC	250 (Volt)
Nominal Frequency	60
Rated Current @ambient	60
Ambient temperature [°C]	40

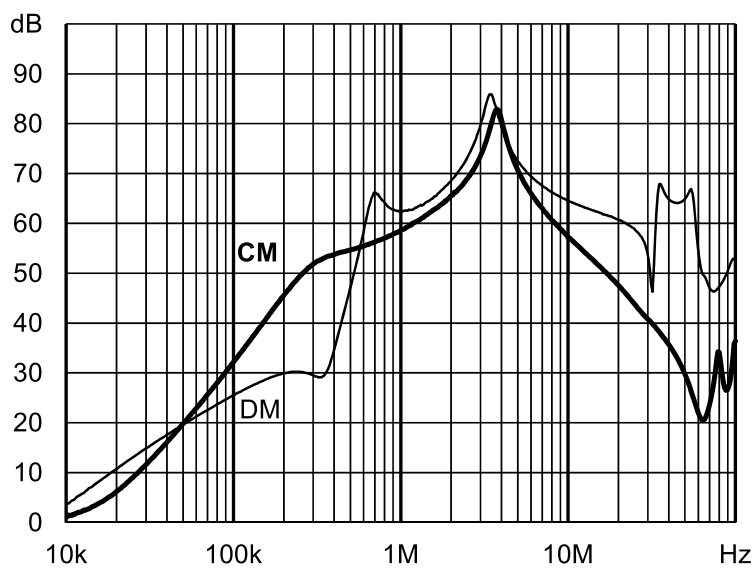
## Electric Specification

Leakage current (IEC60939) [mA]	7.23
Leakage current (Schaffner) [mA]	14.2
Input terminal	24 - M6 screw terminal
Output terminal	24 - M6 screw terminal
Resistance	330 (Kilohm)

## Attenuation Specification

CM attenuation @ 150kHz [dB]	46 (Decibels)
DM attenuation @ 150kHz [dB]	24 (Decibels)
Inductance L1 [μH]	1 (Millihenry)
Capacitance Cx1 [μF]	1.5 (Microfarad)
Capacitance Cy1 [nF]	100 (Nanofarad)

### Attenuation graph

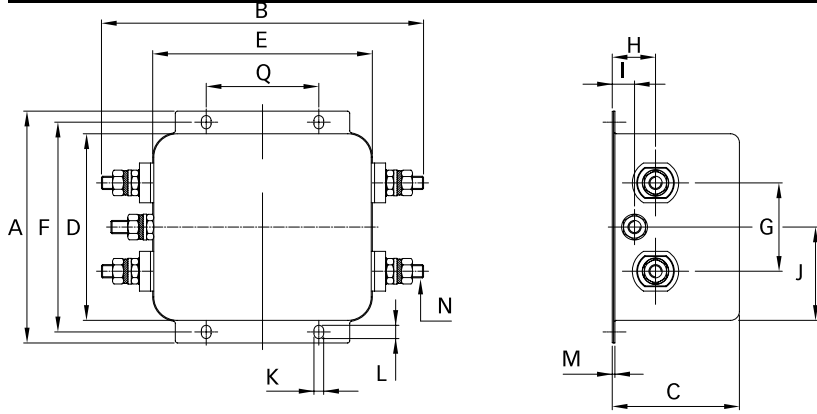


## Mechanic Specification

Length [mm]	99.5
Width [mm]	84.5
Height [mm]	57.6
Volume [cm <sup>3</sup> ]	484 (Cubic Centimeter)
NetWeight [g]	1120 (Gram)

## Schaffner schemes

### Mechanical Data Image



## Dimensions

A [mm]	105 ±1
B [mm]	145.9 ±1
C [mm]	57.6 ±1
D [mm]	84.5 ±1
E [mm]	99.5
F [mm]	95
G [mm]	40
H [mm]	19.6
I [mm]	10.1
J [mm]	42.25
K [mm]	4.4
L [mm]	6
M [mm]	1.2
N [mm]	M6