

FN2010-10-06

SAP Code: 800557



- Chassis mount
- 10 A EMC filter with fast-ons
- General
- 1 Phase

[Buy article now](#)



Family Technical Specifications

| | |
|--|---|
| Rated voltage* | 250 VAC, 50/60 Hz 250 VDC |
| Operating frequency | DC to 400 Hz |
| Flammability corresponding to | Laces for -07 version: UL 94 VW-1 Terminal plastic for -06/-08 version: UL 94 V-0 Grommet for -07 version: UL 94 V-0 |
| Overvoltage category | II acc. IEC 60664-1 |
| Pollution degree | 2 acc. IEC 60664-1 |
| Altitude | 2000m (above derating applies)** |
| Rated currents | 10 |
| High potential test voltage | P → N 1100 VDC for 2 sec P → PE 2000 VAC for 2 sec (equiv. cap <88 nF) P → PE 2550 VDC for 2 sec (equiv. cap >88 nF) P → PE 2500 VAC for 2 sec (B types) |
| Temperature range (operation and storage) | -25 °C to +100 °C (25/100/21)** |
| Certified to | UL 1283, CSA 22.2 No. 8 1986, IEC/EN 60939 (applies to AC and DC applications) |

* maximum RMS operating voltage at rated frequency or the maximum DC operating voltage ** for dedicated requests exceeding this specification (e.g. -40 °C or higher altitude) please contact your local Schaffner sales office

Approvals & Compliances



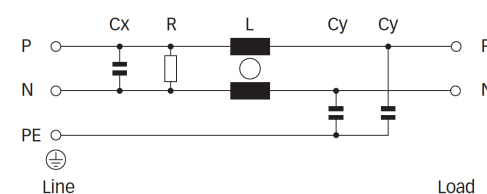
Features and Benefits

- FN 2010 filters are designed for easy and fast chassis mounting
- FN 2010 B versions without capacitors to earth comply to 1MOP for ME (medical equipment) acc. IEC 60601-1
- FN 2010 A versions with low capacitance to earth for safety critical applications with necessity for low leakage currents
- FN 2010 filters are also available as enhanced performance and DC optimized versions. With higher attenuation in very compact housing (M, N1,N types)
- All filters provide a general purpose conducted attenuation performance, based on chokes with high saturation resistance and excellent thermal behavior
- FN 2010 filters can be used to cover a broad range of usage and they offer a good size/amperage ratio
- Various terminal options allow you to select the desired connection style

Typical Applications

- Electrical and electronic equipment
- Consumer goods
- Household equipment
- Medical equipment
- Office automation equipment
- Datacom equipment

Typical electrical schematic



General Specification

| | |
|--------------------------|------------|
| Voltage AC | 250 (Volt) |
| Nominal Frequency | 50 |
| Rated Current @ambient | 10 |
| Ambient temperature [°C] | 40 |

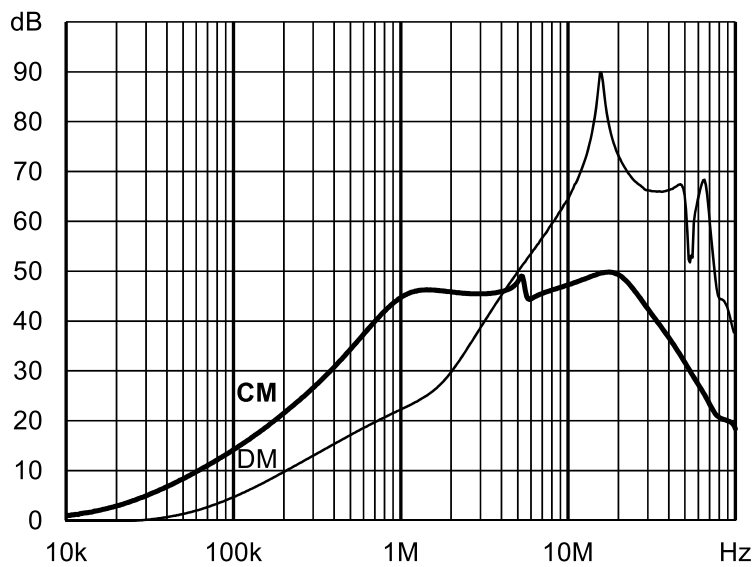
Electric Specification

| | |
|----------------------------------|------------------------------|
| Leakage current (IEC60939) [mA] | 0.66 |
| Leakage current (Schaffner) [mA] | 1.33 |
| Input terminal | 06 - faston 6.3x0.8/sold lug |
| Resistance | 1000 (Kiloohm) |

Attenuation Specification

| | |
|------------------------------|------------------|
| CM attenuation @ 150kHz [dB] | 18 (Decibels) |
| Inductance L1 [μH] | 0.8 (Millihenry) |
| Capacitance Cx1 [μF] | 0.1 (Microfarad) |
| Capacitance Cy1 [nF] | 4.7 (Nanofarad) |

Attenuation graph

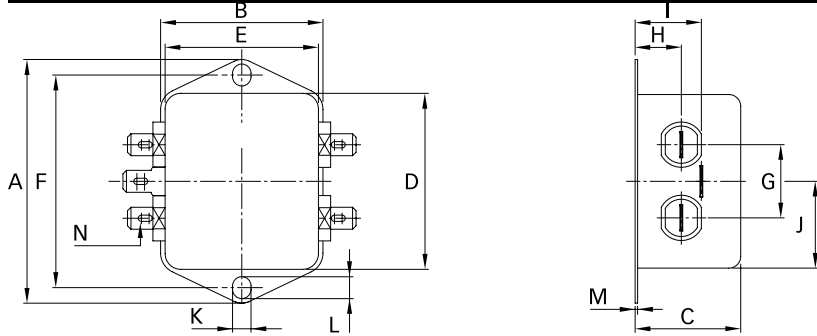


Mechanic Specification

| | |
|---------------------------|-----------------------|
| Length [mm] | 43.5 |
| Width [mm] | 32.5 |
| Height [mm] | 29.3 |
| Volume [cm ³] | 41 (Cubic Centimeter) |
| NetWeight [g] | 67 (Gram) |

Schaffner schemes

Mechanical Data Image



Dimensions

| | |
|--------|-----------|
| A [mm] | 64 |
| B [mm] | 35 |
| C [mm] | 24.3 |
| D [mm] | 43.5 |
| E [mm] | 32.5 |
| F [mm] | 54 |
| G [mm] | 21 |
| H [mm] | 9.3 |
| I [mm] | 15.3 |
| J [mm] | 21.8 |
| K [mm] | 5.3 |
| L [mm] | 6.3 |
| M [mm] | 0.7 |
| N [mm] | 6.3 x 0.8 |
| O [mm] | 8.3 |
| P [mm] | 21.8 |