

# FN2060B-6-06

SAP Code: 800766



- Chassis mount
- 6 A EMC filter with fast-ons
- General
- 1 Phase

Buy article now



## Family Technical Specifications

<b>Rated voltage*</b>	250 VAC, 50/60 Hz 250 VDC
<b>Operating frequency</b>	DC to 400 Hz
<b>Rated currents</b>	6
<b>High potential test voltage</b>	P → PE 2000 VAC for 2 sec P → PE 2500 VAC for 2 sec (B types) P → N 1100 VDC for 2 sec
<b>Temperature range (operation and storage)</b>	-25°C to +100°C (25/100/21)**
<b>Certified to</b>	UL 1283, CSA 22.2 No. 8 1986, IEC/EN 60939 (applies to AC and DC applications)
<b>Flammability corresponding to</b>	Laces for -07 version: UL 94 VW-1 Terminal plastic for -06/-08 version: UL 94 V-0 Grommet for -07 version: UL 94 V-0
<b>Design corresponding to</b>	UL 1283, CSA 22.2 No. 8 1986, IEC/EN 60939
<b>Overvoltage category</b>	II acc. IEC 60664-1
<b>Pollution degree</b>	2 acc. IEC 60664-1
<b>Altitude</b>	2000m (above derating applies)**

\* maximum RMS operating voltage at rated frequency or the maximum DC operating voltage \*\* for dedicated requests exceeding this specification (e.g. -40 °C or higher altitude) please contact your local Schaffner Sales office

## Approvals & Compliances



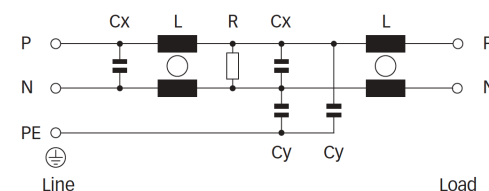
## Features and Benefits

- FN 2060 two-stage filters are designed for easy and fast chassis mounting
- FN 2060 B versions without capacitors to earth comply to 1MOP for ME (medical equipment) acc. IEC 60601-1
- FN 2060 A version with low capacitance to earth for safety critical applications with necessity for low leakage currents
- All filters provide a high conducted attenuation performance, based on chokes with high saturation resistance and excellent thermal behavior
- FN 2060 two-stage filters are designed for noisy applications requiring good differential and common-mode attenuation
- FN 2060 filters are also available as single-stage filters (FN 2010 series)
- Various terminal options allow you to select the desired connection style

## Typical Applications

- Electrical and electronic equipment
- Consumer goods
- Household equipment
- Building automation
- Industrial applications
- Machinery
- Medical equipment
- Electronic data processing equipment
- Office automation and datacom equipment
- Various noisy applications requiring good filter performance

## Typical electrical schematic



## General Specification

Voltage AC	250 (Volt)
Nominal Frequency	50
Rated Current @ambient	6
Ambient temperature [°C]	40

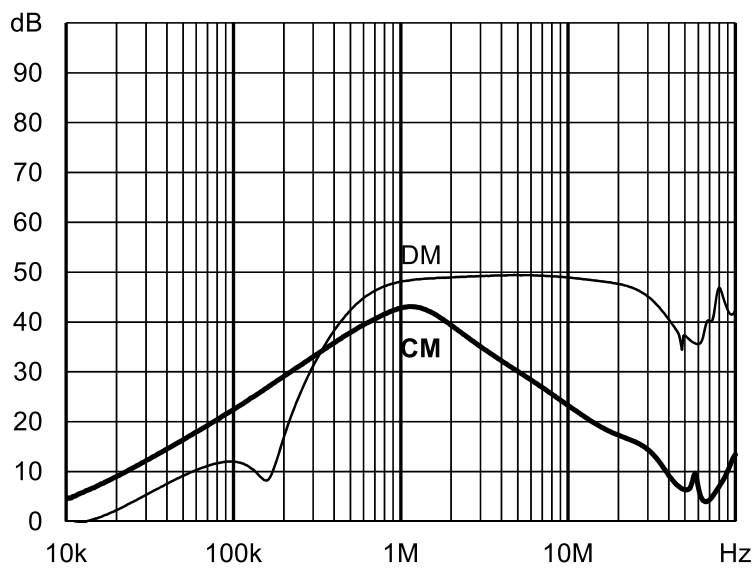
## Electric Specification

Input terminal	06 - faston 6.3x0.8/sold lug
Output terminal	06 - faston 6.3x0.8/sold lug
Resistance	1000 (Kilohm)

## Attenuation Specification

DM attenuation @ 150kHz [dB]	13 (Decibels)
Inductance L1 [µH]	0.97 (Millihenry)
Capacitance Cx1 [µF]	0.22 (Microfarad)

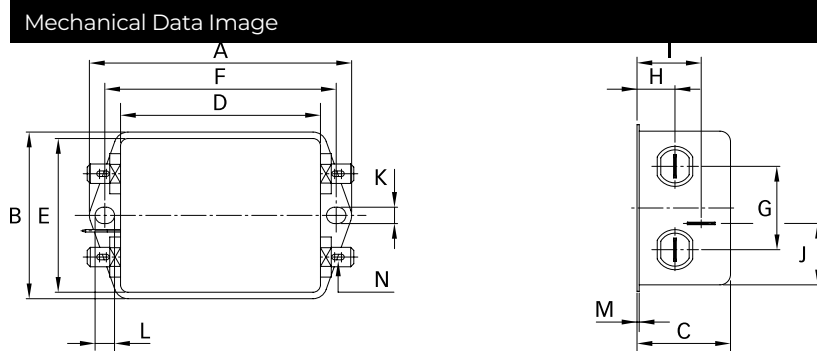
Attenuation graph



## Mechanic Specification

Length [mm]	50.5
Width [mm]	44.5
Height [mm]	29.3
Volume [cm <sup>3</sup> ]	66 (Cubic Centimeter)
NetWeight [g]	115 (Gram)
Power Loss [W]	3.2 (Watt)

## Schaffner schemes



## Dimensions

A [mm]	71
B [mm]	46.6
C [mm]	29.3
D [mm]	50.5
E [mm]	44.5
F [mm]	61
G [mm]	21
H [mm]	10.8
I [mm]	19.3
J [mm]	20.1
K [mm]	5.3
L [mm]	6.3
M [mm]	0.7
N [mm]	6.3 × 0.8
O [mm]	8.3
P [mm]	14