


FN2060-3-07

SAP Code: 800615



- Chassis mount
- 3 A EMC filter with wire leads
- General
- 1 Phase

Buy article now



Family Technical Specifications

Rated voltage*	250 VAC, 50/60 Hz 250 VDC
Operating frequency	DC to 400 Hz
Rated currents	3
High potential test voltage	P → PE 2000 VAC for 2 sec P → PE 2500 VAC for 2 sec (B types) P → N 1100 VDC for 2 sec
Temperature range (operation and storage)	-25°C to +100°C (25/100/21)**
Certified to	UL 1283, CSA 22.2 No. 8 1986, IEC/EN 60939 (applies to AC and DC applications)
Flammability corresponding to	Laces for -07 version: UL 94 VW-1 Terminal plastic for -06/-08 version: UL 94 V-0 Grommet for -07 version: UL 94 V-0
Design corresponding to	UL 1283, CSA 22.2 No. 8 1986, IEC/EN 60939
Overvoltage category	II acc. IEC 60664-1
Pollution degree	2 acc. IEC 60664-1
Altitude	2000m (above derating applies)**

* maximum RMS operating voltage at rated frequency or the maximum DC operating voltage ** for dedicated requests exceeding this specification (e.g. -40 °C or higher altitude) please contact your local Schaffner Sales office

Approvals & Compliances



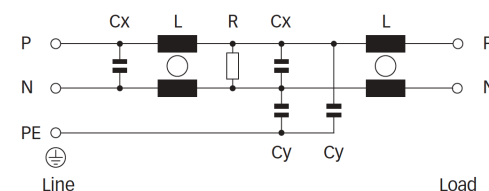
Features and Benefits

- FN 2060 two-stage filters are designed for easy and fast chassis mounting
- FN 2060 B versions without capacitors to earth comply to 1MOP for ME (medical equipment) acc. IEC 60601-1
- FN 2060 A version with low capacitance to earth for safety critical applications with necessity for low leakage currents
- All filters provide a high conducted attenuation performance, based on chokes with high saturation resistance and excellent thermal behavior
- FN 2060 two-stage filters are designed for noisy applications requiring good differential and common-mode attenuation
- FN 2060 filters are also available as single-stage filters (FN 2010 series)
- Various terminal options allow you to select the desired connection style

Typical Applications

- Electrical and electronic equipment
- Consumer goods
- Household equipment
- Building automation
- Industrial applications
- Machinery
- Medical equipment
- Electronic data processing equipment
- Office automation and datacom equipment
- Various noisy applications requiring good filter performance

Typical electrical schematic



General Specification

Voltage AC	250 (Volt)
Nominal Frequency	50
Rated Current @ambient	3
Ambient temperature [°C]	40

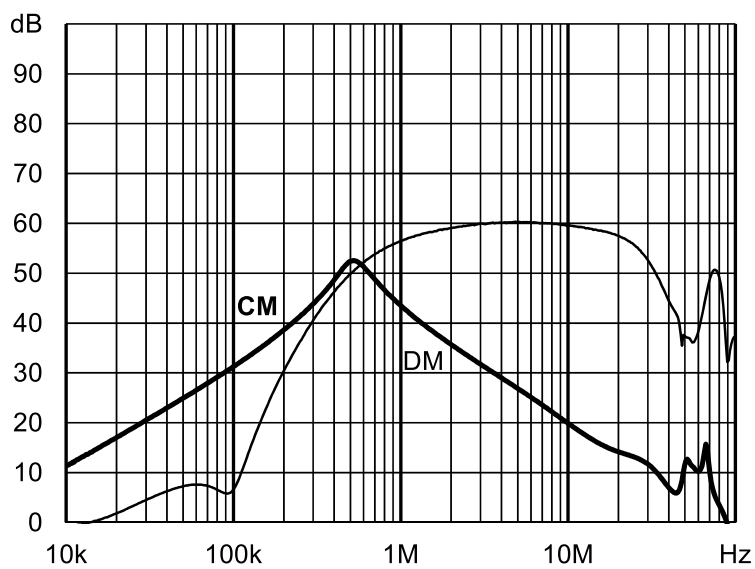
Electric Specification

Leakage current (IEC60939) [mA]	0.66
Leakage current (Schaffner) [mA]	1.33
Input terminal	07 - wire
Output terminal	07 - wire
Resistance	1000 (Kilohm)

Attenuation Specification

CM attenuation @ 150kHz [dB]	27 (Decibels)
DM attenuation @ 150kHz [dB]	30 (Decibels)
Inductance L1 [μH]	2.5 (Millihenry)
Capacitance Cx1 [μF]	0.22 (Microfarad)
Capacitance Cy1 [nF]	4.7 (Nanofarad)

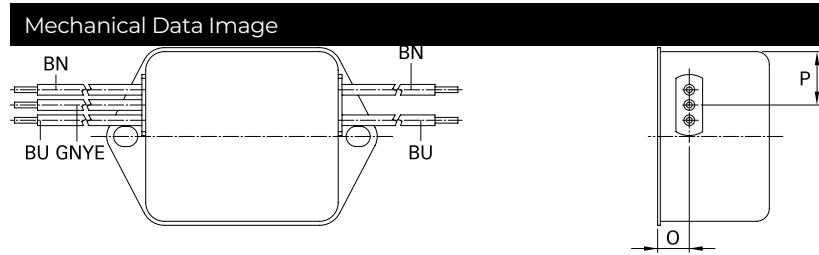
Attenuation graph



Mechanic Specification

Length [mm]	50.5
Width [mm]	44.5
Height [mm]	29.3
Volume [cm ³]	66 (Cubic Centimeter)
NetWeight [g]	120 (Gram)
Power Loss [W]	2.2 (Watt)

Schaffner schemes



Dimensions

A [mm]	71
B [mm]	46.6
C [mm]	29.3
D [mm]	50.5
E [mm]	44.5
F [mm]	61
G [mm]	21
H [mm]	10.8
I [mm]	19.3
J [mm]	20.1
K [mm]	5.3
L [mm]	6.3
M [mm]	0.7
N [mm]	6.3 x 0.8
O [mm]	8.3
P [mm]	14