

# FN2070M-12-06

SAP Code: 800710



- Chassis mount
- 12 A EMC filter with fast-ons
- General
- 1 Phase

Buy article now



## Family Technical Specifications

<b>Rated voltage*</b>	250 VAC, 50/60 Hz 250 VDC
<b>Operating frequency</b>	DC to 400 Hz
<b>High potential test voltage</b>	P → PE 2000 VAC for 2 sec P → PE 2500 VAC for 2 sec (B types) P → N 1100 VDC for 2 sec
<b>Temperature range (operation and storage)</b>	-25°C to +100°C (25/100/21)**
<b>Certified to</b>	UL 1283, CSA 22.2 No. 8 1986, IEC/EN 60939 (applies to AC and DC applications)
<b>Flammability corresponding to</b>	Laces for -07 version: UL 94 VW-1 Terminal plastic for -06/-08 version: UL 94 V-0 Grommet for -07 version: UL 94V-0
<b>Design corresponding to</b>	UL 1283, CSA 22.2 No. 8 1986, IEC/EN 60939
<b>Overvoltage category</b>	II acc. IEC 60664-1
<b>Pollution degree</b>	2 acc. IEC 60664-1
<b>Altitude</b>	2000m (above derating applies)**
<b>Rated currents</b>	12

\* maximum RMS operating voltage at rated frequency or the maximum DC operating voltage \*\* for dedicated requests exceeding this specification (e.g. -40 °C or higher altitude) please contact your local Schaffner Sales office

## Approvals & Compliances



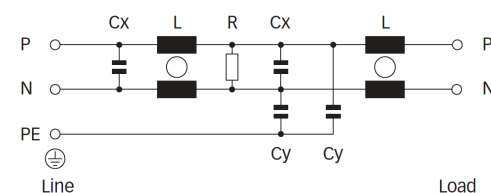
## Features and Benefits

- FN2070 two-stage filters are designed for easy and fast chassis mounting
- FN2070 B versions without capacitors to earth comply to 1MOP for ME (medical equipment) acc. IEC 60601-1
- FN2070 A version with low capacitance to earth for safety critical applications with necessity for low leakage currents
- All filters provide a high conducted attenuation performance, based on chokes with high saturation resistance and excellent thermal behavior
- FN2070 two-stage filters are designed for high frequency attenuation
- FN2070 filters are also available as single-stage filters (FN2030 series)
- FN2070 filters are also available with differential mode choke (FN2080 series)
- Various terminal options allow you to select the desired connection style

## Typical Applications

- Electrical and electronic equipment
- Consumer goods
- Household equipment
- Building automation
- Industrial applications
- Machinery
- Medical equipment
- Electronic data processing equipment
- Office automation and datacom equipment
- Various noisy applications requiring good filter performance
- Single Phase Motor Drives

## Typical electrical schematic



## General Specification

Voltage AC	250 (Volt)
Nominal Frequency	50
Rated Current @ambient	12
Ambient temperature [°C]	40

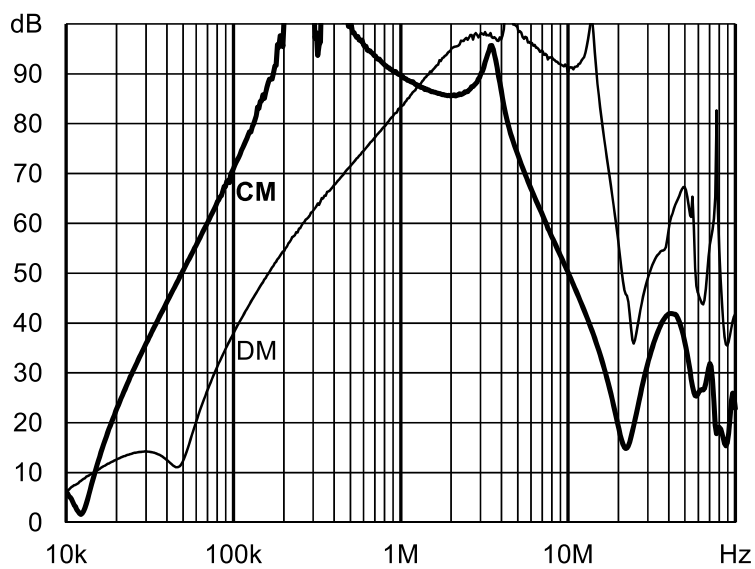
## Electric Specification

Leakage current (IEC60939) [mA]	3.69
Leakage current (Schaffner) [mA]	7.41
Input terminal	06 - faston 6.3x0.8/sold lug
Output terminal	06 - faston 6.3x0.8/sold lug
Resistance	220 (Kilohm)

## Attenuation Specification

CM attenuation @ 150kHz [dB]	50 (Decibels)
DM attenuation @ 150kHz [dB]	61 (Decibels)
Inductance L1 [μH]	3.25 (Millihenry)
Capacitance Cx1 [μF]	1 (Microfarad)
Capacitance Cy1 [nF]	47 (Nanofarad)

Attenuation graph

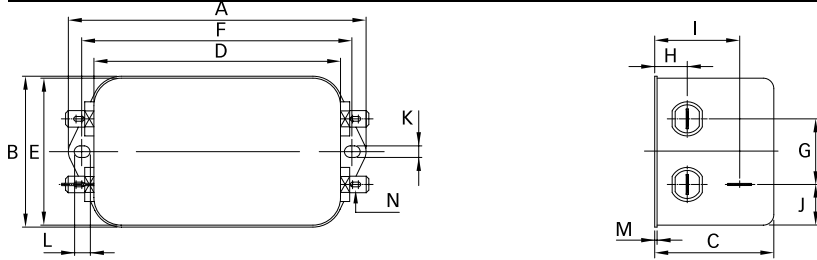


## Mechanic Specification

Length [mm]	130.5
Width [mm]	56
Height [mm]	45.4
Volume [cm <sup>3</sup> ]	332 (Cubic Centimeter)
NetWeight [g]	730 (Gram)
Power Loss [W]	13.1 (Watt)

## Schaffner schemes

### Mechanical Data Image



## Dimensions

A [mm]	156
B [mm]	57.5
C [mm]	45.4
D [mm]	130.5
E [mm]	56
F [mm]	143
G [mm]	25
H [mm]	12.4
I [mm]	32.5
J [mm]	15.5
K [mm]	5.3
L [mm]	6
M [mm]	1
N [mm]	6.3 × 0.8
O [mm]	8.4
P [mm]	18