


FN2070-12-08

SAP Code: 821023



- Chassis mount
- 12 A EMC filter with screw terminals
- General
- 1 Phase

[Buy article now](#)


Family Technical Specifications

Rated voltage*	250 VAC, 50/60 Hz 250 VDC
Operating frequency	DC to 400 Hz
High potential test voltage	P → PE 2000 VAC for 2 sec P → PE 2500 VAC for 2 sec (B types) P → N 1100 VDC for 2 sec
Temperature range (operation and storage)	-25°C to +100°C (25/100/21)**
Certified to	UL 1283, CSA 22.2 No. 8 1986, IEC/EN 60939 (applies to AC and DC applications)
Flammability corresponding to	Laces for -07 version: UL 94 VW-1 Terminal plastic for -06/-08 version: UL 94 V-0 Grommet for -07 version: UL 94V-0
Design corresponding to	UL 1283, CSA 22.2 No. 8 1986, IEC/EN 60939
Overvoltage category	II acc. IEC 60664-1
Pollution degree	2 acc. IEC 60664-1
Altitude	2000m (above derating applies)**
Rated currents	12

* maximum RMS operating voltage at rated frequency or the maximum DC operating voltage ** for dedicated requests exceeding this specification (e.g. -40 °C or higher altitude) please contact your local Schaffner Sales office

Approvals & Compliances



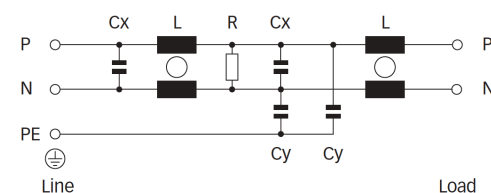
Features and Benefits

- FN2070 two-stage filters are designed for easy and fast chassis mounting
- FN2070 B versions without capacitors to earth comply to 1MOP for ME (medical equipment) acc. IEC 60601-1
- FN2070 A version with low capacitance to earth for safety critical applications with necessity for low leakage currents
- All filters provide a high conducted attenuation performance, based on chokes with high saturation resistance and excellent thermal behavior
- FN2070 two-stage filters are designed for high frequency attenuation
- FN2070 filters are also available as single-stage filters (FN2030 series)
- FN2070 filters are also available with differential mode choke (FN2080 series)
- Various terminal options allow you to select the desired connection style

Typical Applications

- Electrical and electronic equipment
- Consumer goods
- Household equipment
- Building automation
- Industrial applications
- Machinery
- Medical equipment
- Electronic data processing equipment
- Office automation and datacom equipment
- Various noisy applications requiring good filter performance
- Single Phase Motor Drives

Typical electrical schematic



General Specification

Voltage AC	250 (Volt)
Nominal Frequency	50
Rated Current @ambient	12
Ambient temperature [°C]	40

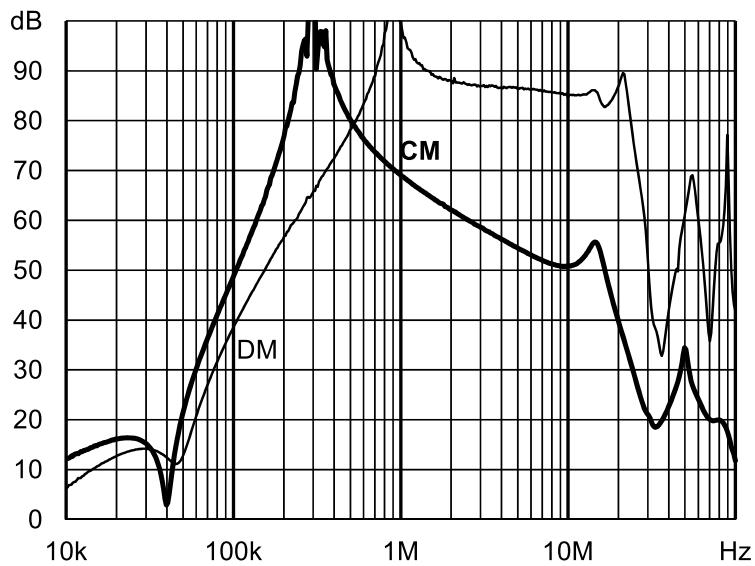
Electric Specification

Leakage current (IEC60939) [mA]	0.66
Leakage current (Schaffner) [mA]	1.33
Input terminal	08 - M4 screw terminal
Output terminal	08 - M4 screw terminal
Resistance	220 (Kiloohm)

Attenuation Specification

CM attenuation @ 150kHz [dB]	30 (Decibels)
DM attenuation @ 150kHz [dB]	60 (Decibels)
Inductance L1 [μH]	3.25 (Millihenry)
Capacitance Cx1 [μF]	1 (Microfarad)
Capacitance Cy1 [nF]	4.7 (Nanofarad)

Attenuation graph

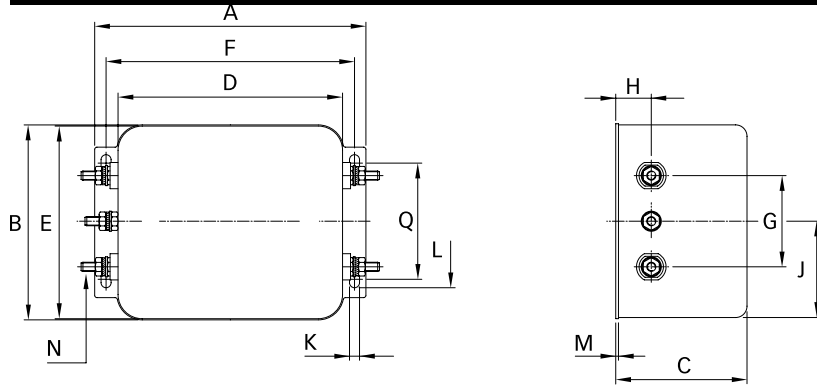


Mechanic Specification

Length [mm]	156
Width [mm]	57.5
Height [mm]	45.5
Volume [cm ³]	408 (Cubic Centimeter)
NetWeight [g]	670 (Gram)
Power Loss [W]	13.1 (Watt)

Schaffner schemes

Mechanical Data Image



Dimensions

A [mm]	156
B [mm]	57.5
C [mm]	45.4
D [mm]	130.5
E [mm]	56
F [mm]	143
G [mm]	25
H [mm]	12.4
I [mm]	32.5
J [mm]	15.5
K [mm]	5.3
L [mm]	6
M [mm]	1
N [mm]	M4
O [mm]	8.4
P [mm]	18